



COUNTY JUDGE

Chad Sims

Harrison County

#1 Peter Whetstone Square, Room 314
Marshall, Texas 75670
903-935-8401
903-935-4853 Fax
Charlene Graff, Judicial Admin. Assist.

FILED 2022 MAY 12 PM 12:14

2022 MAY 12 PM 12:14

COUNTY CLERK, HARRISON CO.

BY _____ DEPUTY

Pursuant to Chapter 551 of the Texas Government Code requiring governmental bodies to give notice of their meetings, this is to advise that a SPECIAL meeting of the Harrison County Commissioners' Court will be held at 9:00 a.m. on the 16th day of May, 2022, in the Commissioners' Courtroom at the Harrison County Historic Courthouse in Marshall, Texas, at which time the Commissioners' Court will consider all matters pertaining to Harrison County business and grant authorization for the County Judge to execute any and all documents as may come before said Commissioner's Court for approval, including by way of information but not limitation, the following matters:

DECLARE A QUORUM PRESENT:

CALL TO ORDER:

AGENDA

- I. CANVASS OF VOTES – May 7, 2022 Constitutional Amendment Election

CHAD SIMS, COUNTY JUDGE


This is to certify that at the time and date stamped hereon, the notice of a meeting, a copy of which is attached hereto, has been filed in my office, and posted on my official bulletin board in the Courthouse, as is required by Texas Government Code, Chapter 551.

Executed on May 12, 2022

COUNTY CLERK
HARRISON COUNTY, TEXAS

Anna Turner - Chief Deputy Clerk


(In accordance with Title III of the Americans with Disabilities Act, we invite all attendees to advise us of any special accommodations due to disability. Please submit your request as far as possible in advance of the program you wish to attend.)



ADJOURNMENT:

With no further business to come before the Court for consideration and action, the motion was made by Commissioner Hatfield and seconded by Commissioner Timmins to adjourn the meeting. Motion carried unanimously (4-0). Meeting adjourned at 09:12 A.M.

ATTEST:


Elizabeth James, County Clerk
Harrison County, Texas

Date: June 16, 2022

**SPECIAL MEETING OF THE COMMISSIONERS' COURT
HELD IN THE HISTORIC HARRISON COUNTY COURTHOUSE
MARSHALL, TEXAS
THIS THE 16th DAY OF MAY, 2022**

BE IT REMEMBERED that at 9:00 a.m. on the 16th of May, 2022 Special Session was held in the Commissioners' Courtroom in the Historic Harrison County Courthouse in Marshall, Texas, for the purpose of transacting any and all business that may lawfully be brought before the same. The meeting was open to the public and notices of said meeting were posted as required by law.

The following were present:

Chad Sims,	County Judge
William Hatfield,	Commissioner, Precinct #1
Zephaniah Timmins,	Commissioner, Precinct #2
Phillip Mauldin,	Commissioner, Precinct #3 – Not Present
Jay Ebarb,	Commissioner, Precinct #4
Liz James,	County Clerk
Becky Haynes,	County Auditor

ANNOUNCEMENTS: NONE

Declare A Quorum Present:

When the following were heard and the following Orders passed:

Call to Order by the County Judge, Chad Sims, at 9:04 a.m.

ITEM 1:

Motioned by Comm. Timmins
Seconded by Comm. Ebarb
All members voting in favor
Motion carried unanimously (4-0)
Order # 2022-193

1. IT IS ORDERED by the Commissioners' Court of Harrison County, Texas to approve the CANVASS OF VOTES – May 7, 2022 Constitutional Amendment Election. Exhibit 1

EXHIBIT-1

MAY 16 2022

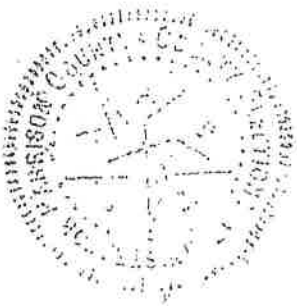
I, Donald Robinette, the Elections Administrator for Harrison County do hereby certify that the attached numbers are the correct and final numbers cast by voters in the May 7th Special Constitutional Amendment and City and School Elections.

Thank You for the opportunity to have conducted your election!

Donald Robinette



Seal of Harrison County Elections Office



Dated Friday May 13, 2022




Harrison County

May 7th Constitutional Election


5/7/2022

Page 1

State of Texas Proposition 1



Precinct	For	Against	Cast Votes	Undervotes	Overvotes	Absentee Voting Ballots Cast	Early Voting Ballots Cast	Election Day Voting Ballots Cast	Total Ballots Cast	Registered Voters	Turnout Percentage
1	125	11	136	0	0	15	70	51	136	0	0.00%
2	18	2	20	0	0	2	11	7	20	0	0.00%
2-District 5	75	34	109	5	0	13	73	28	114	0	0.00%
3	3	1	4	0	0	1	1	2	4	0	0.00%
3-District 5	155	45	200	12	0	36	116	60	212	0	0.00%
4	48	6	54	0	0	8	28	18	54	0	0.00%
5	43	5	48	0	0	6	14	28	48	0	0.00%
6	54	5	59	0	0	10	12	37	59	0	0.00%
7	33	3	36	0	0	6	20	10	36	0	0.00%
8	143	18	161	0	0	22	74	65	161	0	0.00%
9	95	9	104	1	0	9	43	53	105	0	0.00%
9-District 5	1	5	6	0	0	2	4	0	6	0	0.00%
10	43	5	48	0	0	8	21	19	48	0	0.00%
10-District 5	29	5	34	2	0	1	22	13	36	0	0.00%
11	24	7	31	0	0	6	21	4	31	0	0.00%
12	142	16	158	0	0	14	86	58	158	0	0.00%
13	97	3	100	0	0	12	58	29	99	0	0.00%
14	50	8	58	1	0	5	29	25	59	0	0.00%
15	60	2	62	0	0	2	32	28	62	0	0.00%
16	24	0	24	0	0	0	14	10	24	0	0.00%




Harrison County

May 7th Constitutional Election

5/7/2022


Page 2



State of Texas Proposition 1

Precinct	For	Against	Cast Votes	Undervotes	Overvotes	Absentee Voting Ballots Cast	Early Voting Ballots Cast	Election Day Voting Ballots Cast	Total Ballots Cast	Registered Voters	Turnout Percentage
16-DISD	6	1	7	0	0	1	2	4	7	0	0.00%
16-OCISD	2	0	2	0	0	2	0	0	2	0	0.00%
17	48	6	54	1	0	21	17	17	55	0	0.00%
17-WISD	20	4	24	0	0	2	20	2	24	0	0.00%
18	86	7	93	0	0	11	61	21	93	0	0.00%
19	106	5	111	0	0	11	49	51	111	0	0.00%
19-LONGVIEW	2	0	2	0	0	0	0	2	2	0	0.00%
20	16	1	17	0	0	12	2	3	17	0	0.00%
20-WISD	214	33	247	22	0	1	161	107	269	0	0.00%
21	36	5	41	0	0	16	17	8	41	0	0.00%
22	47	11	58	1	0	2	37	20	59	0	0.00%
22-District 5	15	3	18	0	0	0	14	4	18	0	0.00%
23	21	2	23	0	0	0	12	11	23	0	0.00%
23-DISD	15	1	16	0	0	0	6	10	16	0	0.00%
24	41	2	43	0	0	2	26	15	43	0	0.00%
24-District 5	1	2	3	0	0	0	1	2	3	0	0.00%
25	72	2	74	1	0	13	41	21	75	0	0.00%
25-LONGVIEW	54	9	63	2	0	0	38	27	65	0	0.00%
26	68	4	72	1	0	3	35	35	73	0	0.00%
Totals	2,132	288	2,420	49	0	275	1,288	905	2,468	0	0.00%






Harrison County


May 7th Constitutional Election

5/7/2022


Page 3



State of Texas Proposition 2



Precinct	For	Against	Cast Votes	Undervotes	Overvotes	Absentee Voting Ballots Cast	Early Voting Ballots Cast	Election Day Voting Ballots Cast	Total Ballots Cast	Registered Voters	Turnout Percentage
1	118	18	136	0	0	15	70	51	136	0	0.00%
2	18	2	20	0	0	2	11	7	20	0	0.00%
2-District 5	59	51	110	4	0	13	73	28	114	0	0.00%
3	3	1	4	0	0	1	1	2	4	0	0.00%
3-District 5	103	92	195	17	0	36	116	60	212	0	0.00%
4	40	14	54	0	0	8	28	18	54	0	0.00%
5	41	7	48	0	0	6	14	28	48	0	0.00%
6	48	11	59	0	0	10	12	37	59	0	0.00%
7	33	3	36	0	0	6	20	10	36	0	0.00%
8	140	21	161	0	0	22	74	65	161	0	0.00%
9	95	10	105	0	0	9	43	53	105	0	0.00%
9-District 5	2	4	6	0	0	2	4	0	6	0	0.00%
10	41	7	48	0	0	8	21	19	48	0	0.00%
10-District 5	29	5	34	2	0	1	22	13	36	0	0.00%
11	24	7	31	0	0	6	21	4	31	0	0.00%
12	147	11	158	0	0	14	86	58	158	0	0.00%
13	97	3	100	0	0	12	58	29	99	0	0.00%
14	56	3	59	0	0	5	29	25	59	0	0.00%
15	53	9	62	0	0	2	32	28	62	0	0.00%
16	22	2	24	0	0	0	14	10	24	0	0.00%




Harrison County

May 7th Constitutional Election

5/7/2022



Page 3



State of Texas Proposition 2



Precinct	For	Against	Cast Votes	Undervotes	Overvotes	Absentee Voting Ballots Cast	Early Voting Ballots Cast	Election Day Voting Ballots Cast	Total Ballots Cast	Registered Voters	Turnout Percentage
1	118	18	136	0	0	15	70	51	136	0	0.00%
2	18	2	20	0	0	2	11	7	20	0	0.00%
2-District 5	59	51	110	4	0	13	73	28	114	0	0.00%
3	3	1	4	0	0	1	1	2	4	0	0.00%
3-District 5	103	92	195	17	0	36	116	60	212	0	0.00%
4	40	14	54	0	0	8	28	18	54	0	0.00%
5	41	7	48	0	0	6	14	28	48	0	0.00%
6	48	11	59	0	0	10	12	37	59	0	0.00%
7	33	3	36	0	0	6	20	10	36	0	0.00%
8	140	21	161	0	0	22	74	65	161	0	0.00%
9	95	10	105	0	0	9	43	53	105	0	0.00%
9-District 5	2	4	6	0	0	2	4	0	6	0	0.00%
10	41	7	48	0	0	8	21	19	48	0	0.00%
10-District 5	29	5	34	2	0	1	22	13	36	0	0.00%
11	24	7	31	0	0	6	21	4	31	0	0.00%
12	147	11	158	0	0	14	86	58	158	0	0.00%
13	97	3	100	0	0	12	58	29	99	0	0.00%
14	56	3	59	0	0	5	29	25	59	0	0.00%
15	53	9	62	0	0	2	32	28	62	0	0.00%
16	22	2	24	0	0	0	14	10	24	0	0.00%



Harrison County

May 7th Constitutional Election

5/7/2022

Page 4

State of Texas Proposition 2



*Certified to be true and accurate.
Daniel Robinson
May 13, 2022*

Precinct	For	Against	Cast Votes	Undervotes	Overvotes	Absentee Voting Ballots Cast	Early Voting Ballots Cast	Election Day Voting Ballots Cast	Total Ballots Cast	Registered Voters	Turnout Percentage
16-DJSD	5	2	7	0	0	1	2	4	7	0	0.00%
16-OCISD	2	0	2	0	0	2	0	0	2	0	0.00%
17	40	15	55	0	0	21	17	17	55	0	0.00%
17-WISD	21	3	24	0	0	2	20	2	24	0	0.00%
18	88	5	93	0	0	11	61	21	93	0	0.00%
19	101	9	110	1	0	11	49	51	111	0	0.00%
19-LONGVIEW	2	0	2	0	0	0	0	2	2	0	0.00%
20	13	4	17	0	0	12	2	3	17	0	0.00%
20-WISD	195	54	249	20	0	1	161	107	269	0	0.00%
21	35	6	41	0	0	16	17	8	41	0	0.00%
22	42	16	58	1	0	2	37	20	59	0	0.00%
22-District 5	11	7	18	0	0	0	14	4	18	0	0.00%
23	23	0	23	0	0	0	12	11	23	0	0.00%
23-DISD	15	1	16	0	0	0	6	10	16	0	0.00%
24	38	5	43	0	0	2	26	15	43	0	0.00%
24-District 5	3	0	3	0	0	0	1	2	3	0	0.00%
25	69	5	74	1	0	13	41	21	75	0	0.00%
25-LONGVIEW	54	9	63	2	0	0	38	27	65	0	0.00%
26	68	5	73	0	0	3	35	35	73	0	0.00%
Totals	1,994	427	2,421	48	0	275	1,288	905	2,468	0	0.00%

SUMMARY OF PRECINCT RETURNS

I, the undersigned, the presiding officer of the canvassing authority for _____ Election, held on the _____ day of _____, 20____, _____ County, Texas do hereby certify that the following is a total of all votes received by each candidate and votes received "for" and "against" each measure as shown by the precinct returns. I further certify that the following vote totals include early voting votes by precinct received under Section 87.1231 of the Texas Election Code.

Name of Office/ or Proposition	Name of Candidate	Total Votes Received
<i>State of Texas</i>	<i>For</i>	<i>2132</i>
<i>Proposition 1</i>	<i>Against</i>	<i>288</i>
<i>State of Texas</i>	<i>For</i>	<i>1994</i>
<i>Proposition 2</i>	<i>Against</i>	<i>427</i>

I, Donald Robinette, certify these results to be true and accurate.
Donald Robinette
May 13, 2022

DATED, this _____ day of _____, 20____.



 Presiding Officer